







INSTRUCTIONS: Each day, choose one activity from the grid to practice your spelling words. Your teacher will post your lists on MS Teams *Students can complete activities online on Word Docs and submit to their teacher via MS Teams, or on paper or an exercise book*

<p>Handwriting Heroes Write out your spelling words using your very best cursive handwriting.</p> <p><i>elephants sausages</i></p>	<p>Magazine Words Use magazines or newspapers to cut out the letters you need to spell your spelling words. Stick them into your book.</p> <p>letter</p>	<p>Colourful Words Write each of your spelling words in different colours in your book.</p> <p>apple baby frog</p>	<p>Rainbow Words Write each of your spelling words in your book using a different colour for each letter.</p> <p>apple</p>	<p>Rhyming Words Write as many words as you can that rhyme with each of your spelling words. You could even make a poem using the rhyming words.</p> <p>bee tree free</p>	<p>Red and Blue Words Write your spelling words in your book. Write the vowels in red and the consonants in blue.</p> <p>cat</p>										
<p>You're a Poet Write an acrostic poem about one or more of your spelling words.</p> <p>Freely swimming in the ocean Schooling together Hiding in coral</p> 	<p>Building Blocks Draw letter boxes for your spelling words. Box the shape of short, tall and tail letters and write the words in your boxes.</p> <p>elephant</p>	<p>Wacky Words Write your spelling words in different directions, filling up the page. Use different colours and fonts.</p> 	<p>Reverse Order Write your words in reverse alphabetical order – starting from Z through to A.</p> <p>zoo yes white pretty best</p>	<p>Pyramids Use your words to make spelling pyramids by adding one letter each time.</p> <p>c ca cat</p>	<p>Left and Right Write your spelling words once with your left hand and once with your right hand.</p> 										
<p>Spelling Stairs Write each spelling word a letter at a time to make it look like a stairs.</p> <p>h ho hor hors horse</p>	<p>Upper and Lower Write your spelling words in uppercase and then in lower case.</p> <table border="1"> <tr><td>CHICKEN</td><td>chicken</td></tr> <tr><td>HORSE</td><td>horse</td></tr> <tr><td>PIG</td><td>pig</td></tr> <tr><td>SHEEP</td><td>sheep</td></tr> <tr><td>DUCK</td><td>duck</td></tr> </table>	CHICKEN	chicken	HORSE	horse	PIG	pig	SHEEP	sheep	DUCK	duck	<p>Across and Down Write your spelling words across and then downwards.</p> <p>chicken h i c k e n</p>	<p>Finding Words Create your own word search using all the words on your spelling list.</p>  <p>always because made found green laugh gave much down</p>	<p>Type 'Em' Type your spelling words and make each word a different font.</p> 	<p>Tongue Twisters Write a tongue twister for each of your spelling words.</p> <p>Big brown bears buy berry bubblegum.</p> 
CHICKEN	chicken														
HORSE	horse														
PIG	pig														
SHEEP	sheep														
DUCK	duck														
<p>Define It Use a dictionary to find the definition and write a sentence for each of your spelling words.</p>	<p>Flash Writing In the dark, use a torch to write your spelling words on the wall.</p>	<p>Story Time Write a story using as many words as you can. Underline each of your spelling words.</p>	<p>Syllable Sort Write your spelling words into columns (1, 2, 3, 4 syllables). For each column, the words should be in alphabetical order.</p>	<p>Rap It Write a rap using as many of your spelling words as possible.</p>	<p>Several Sentences Use as many of your spelling words as you can in sentences. Ensure they make sense and you underline the spelling word.</p>										

