




## Learning from Home SPELLING GRID Stage 1 Boolaroo Public School

**INSTRUCTIONS:** Each day, choose one activity from the grid to practice your spelling words. Your teacher will post your lists on MS Teams and they can also be found at the end of this document. Students can complete activities online on and submit to their teacher via MS Teams, or on paper or an exercise book

<p><b>Handwriting Heroes</b> Write out your spelling words using your very best foundation handwriting.</p> <p style="text-align: center;">baby    house</p>	<p><b>Magazine Words</b> Use magazines or newspapers to cut out the letters you need to spell your spelling words. Stick them into your book.</p> <p style="text-align: center;">letter</p>	<p><b>Colourful Words</b> Write each of your spelling words in different colours in your book.</p> <p style="text-align: center;">apple baby frog</p>	<p><b>Rainbow Words</b> Write each of your spelling words in your book using a different colour for each letter.</p> <p style="text-align: center;">apple</p>	<p><b>Rhyming Words</b> Write as many words as you can that rhyme with each of your spelling words. You could even make a poem using the rhyming words.</p> <p style="text-align: center;">bee    tree    free</p>	<p><b>Red and Blue Words</b> Write your spelling words in your book. Write the vowels in red and the consonants in blue.</p> <p style="text-align: center;">cat</p>										
<p><b>You're a Poet</b> Write an acrostic poem about one or more of your spelling words.</p> <p style="font-size: small;">Freely swimming in the ocean Schooling together Hiding in coral</p> 	<p><b>Building Blocks</b> Draw letter boxes for your spelling words. Box the shape of short, tall and tail letters and write the words in your boxes.</p> <p style="text-align: center;">elephant</p>	<p><b>Wacky Words</b> Write your spelling words in different directions, filling up the page. Use different colours and fonts.</p> 	<p><b>Story Time</b> Write a story using as many words as you can. Underline each of your spelling words.</p>	<p><b>Pyramids</b> Use your words to make spelling pyramids by adding one letter each time.</p> <p style="text-align: center;">c ca cat</p>	<p><b>Left and Right</b> Write your spelling words once with your left hand and once with your right hand.</p> 										
<p><b>Spelling Stairs</b> Write each spelling word a letter at a time to make it look like a stairs.</p> <p style="font-size: small;">h ho hor hors horse</p>	<p><b>Upper and Lower</b> Write your spelling words in uppercase and then in lower case.</p> <table border="1" style="font-size: small; text-align: center;"> <tr><td>CHICKEN</td><td>chicken</td></tr> <tr><td>HORSE</td><td>horse</td></tr> <tr><td>PIG</td><td>pig</td></tr> <tr><td>SHEEP</td><td>sheep</td></tr> <tr><td>DUCK</td><td>duck</td></tr> </table>	CHICKEN	chicken	HORSE	horse	PIG	pig	SHEEP	sheep	DUCK	duck	<p><b>Across and Down</b> Write your spelling words across and then downwards.</p> <p style="font-size: small;">chicken h i c k e n</p>	<p><b>Several Sentences</b> Use as many of your spelling words as you can in sentences. Ensure they make sense and you underline the spelling word.</p>	<p><b>Define It</b> Use a dictionary to find the definition and write a sentence for each of your spelling words.</p>	<p><b>. Flash Writing</b> In the dark, use a torch to write your spelling words on the wall.</p>
CHICKEN	chicken														
HORSE	horse														
PIG	pig														
SHEEP	sheep														
DUCK	duck														

