

Jolly Phonics Program

Students will need their whiteboard, texta and eraser OR a piece of paper and a pencil.

Instructions:

1. Introduce letter name and sound
2. Sing the Jolly Phonics song and learn the action. This can be found on youtube.
3. Find the letter on the yellow butterfly card
4. Model how to write the letter of the day
5. Students write the letter multiple times on their whiteboards
6. Model how to write the sight word of the day Stretch it out to hear the sounds before writing it down
7. Students write the word multiple times on their whiteboards
8. Students sound out the focus word during the writing process. They focus on looking at the letters and their corresponding sounds that make up the word.
9. Modelled sentence- Explain to students that they will now be writing a sentence using the sight word, focus letter and their butterfly cards. Model writing a sentence; Use a capital letter, spaces between each word and a full stop at the end. Focus on sounding out words (does not have to be spelt correctly), as well as, re-reading the sentence to check that it looks right and makes sense. Focus on writing from left to right. There are special hand actions for the following verbal cues: <ul style="list-style-type: none"> • We write from this side to that side • We always start with a capital letter • Before we start a new word we need to leave a space • We need to re-read our work to check that it looks right and makes sense • We finish with a full stop. This tells us that the sentence is done.
10. Students copy the modelled sentence as the teacher writes it
11. Students then check and mark each other's work. Students provide feedback to each other. One thing that their peer did well and one thing for them to work on. Examples could include letter formations, neat handwriting, spaces, capital letter, full stop etc.
12. Every Friday will be a revision day for ALL of the letters/sounds learnt throughout the week.

Letter	Action	Focus Word	Sentence	Sight Word
Week 4 Term 1				
Ss	Weave hand in an s shape, like a snake, and say sssss	snake	The snake is slippery.	is
Aa	Wiggle fingers above elbow as if ants crawling on you, saying a a	ant	The ant is on the apple.	the

Uu	Pretend to put up an umbrella and say u u u	cup	My umbrella is rainbow.	my
Week 8				
Ll	Pretend to lick a lollipop and say l l l	lollipop	The lollipop was in my bag.	in
Ff	Let hands come together as if a toy fish deflating and say f f f	fish	I see the fish blow bubbles.	see
Bb	Pretend to hit a ball with a bat and say b b b	bat	We like to use a bat and ball.	we
Ai	Cup hand over ear and say ai ai ai	snail	The snail is on me and it is slow.	me
Week 9				
This is where we are currently up to. Please teach the letter, sound and sentence from Mon-Thurs. Friday is a revision day for all letters and words learnt.				
Jj	Pretend to wobble like jelly on a plate and say j j j	jelly	Look at the red jelly on the table.	at
Oa	Bring hand over mouth as if something terrible has happened and say oh!	goat	The goat was up on the boat.	up
Ie	Stand to attention and salute saying ie ie!	pie	I put the pie down on the bench.	down
Ee	Put hands on head as if ears on a donkey. Move them up as you say ee as in eeyore eeyore	bee	Can you see the big bee?	you
Week 10				
or	Put hands on head as if ears on a donkey. Move them down as you say or as in eeyore eeyore	corn	My dad has yellow corn.	dad
Zz	Put arms out to the side pretending to be a bee and say zzzzz	zebra	My mum was on a zebra.	mum
Ww	Blow on to open hand as if you are the wind and say wh wh wh	wind	The wind blew the little tree.	little
Ng	Imagine you are a weightlifter and pretend to lift a heavy weight above your head saying ng...	strong	The man is very strong.	big

Week 11

Vv	Pretend to be driving a van and say vvvvv	van	I see the van go to the shops.	go
Oo OO	Move head back and forth as if it is the cuckoo in the clock and say u oo u oo (short and long oo)	book	I can't stop reading this book.	stop
Yy	Pretend to be eating yogurt and say y y y	yoyo	Come and see my red yoyo.	come
Xx	Pretend to take an x-ray with a camera and say ks ks ks	fox	The fox came into my garden.	came

Week 1, Term 2

ch	Move arms at sides as if you are a train and say ch ch ch	beach	I saw her walk to the beach.	her
Sh	Place index finger over lips and say sh sh sh	ship	I saw him in the rocket ship.	him
Th	Pretend to be naughty clowns and stick out tongue a little for <i>th</i>	thorn	She can see a thorn on the rose.	she
Th	and further for th (<i>this</i> and thumb)	thumb	He has a huge thumb.	he

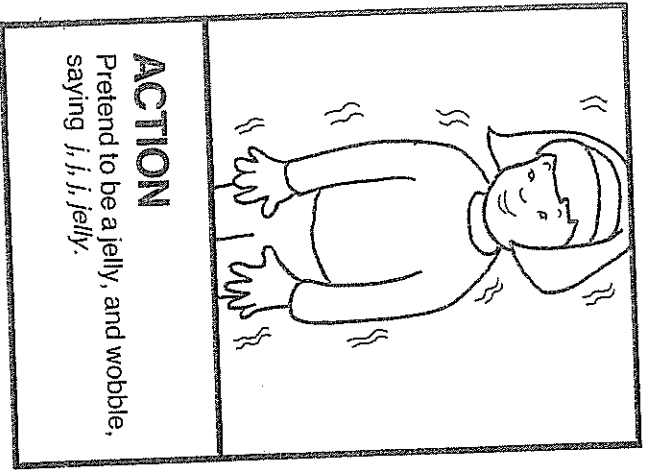
Week 2, Term 2

qu	Make a duck's beak with your hands and say qu qu qu	queen	The queen has a fat cat.	cat
Ou	Pretend your finger is a needle and prick thumb saying ou ou	mouse	The dog chased the mouse.	dog
Oi	Cup hands around mouth and shout to another boat saying oi! Ship ahoy!	Soil	Look at the soil in the garden.	look

Week 3, Term 2

ue	Point to people around you and say you you you	blue	The girl likes to eat blue jelly.	girl
----	--	------	-----------------------------------	------

J j



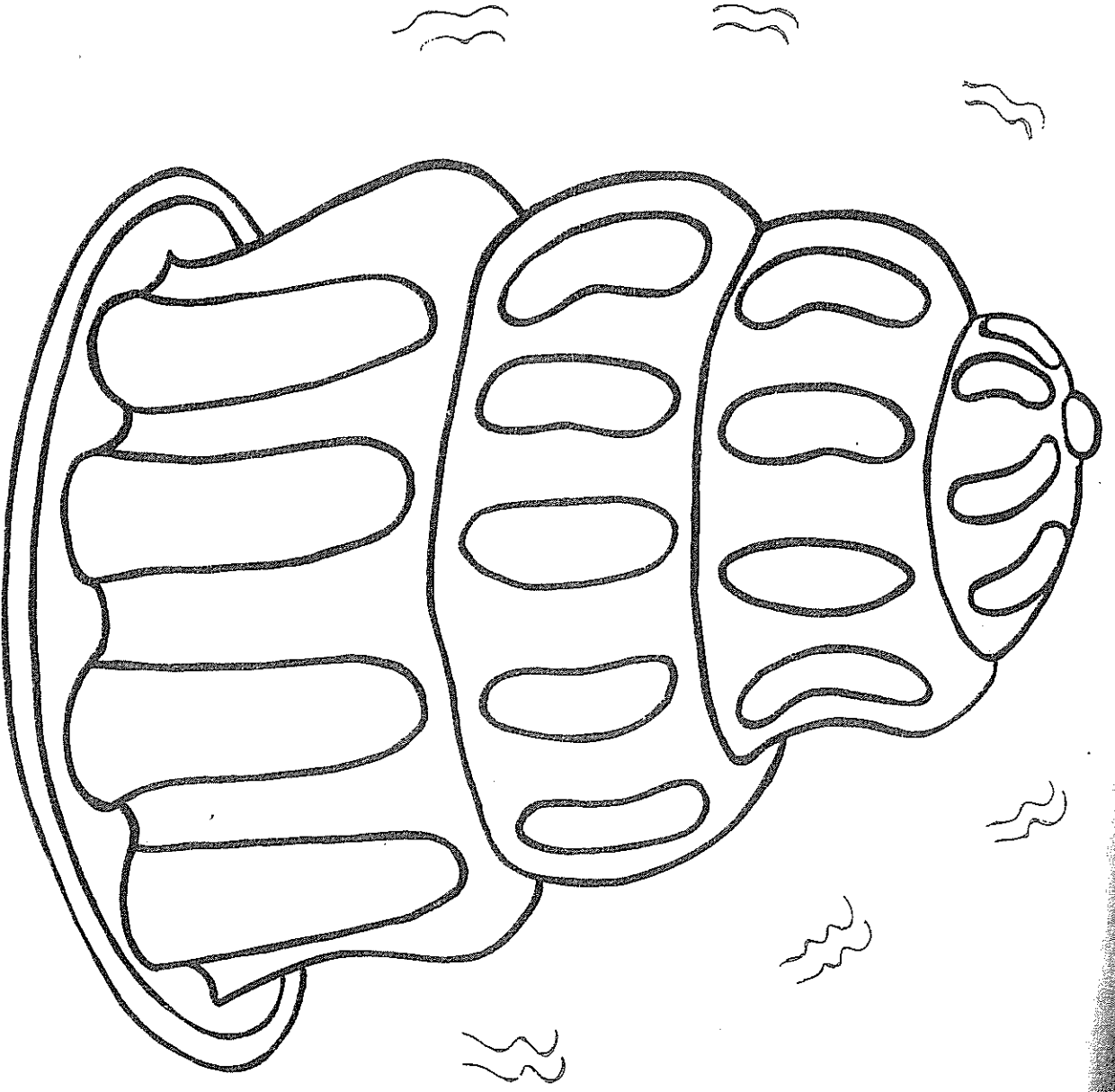

jelly

jump

jet

jug

Draw the letters




5213

2413

oo

long o



oak

goat

coat

soak

toast

Draw the letters ..




5413

2513

ie

long i



ACTION

Stand to attention and salute,
saying eye eye.

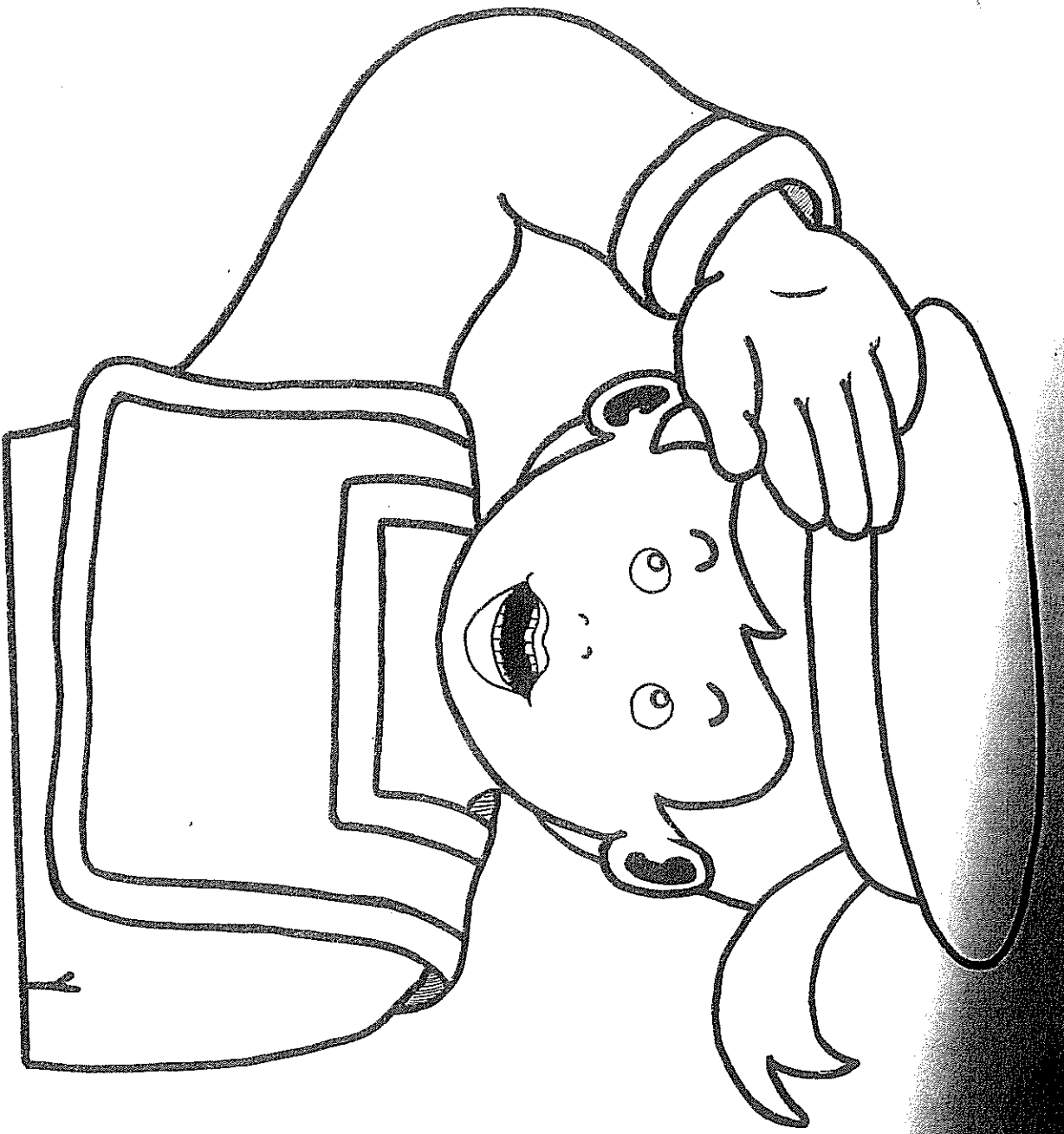
tie

pie


die

lie

Draw the
letters
dotted here:



ie

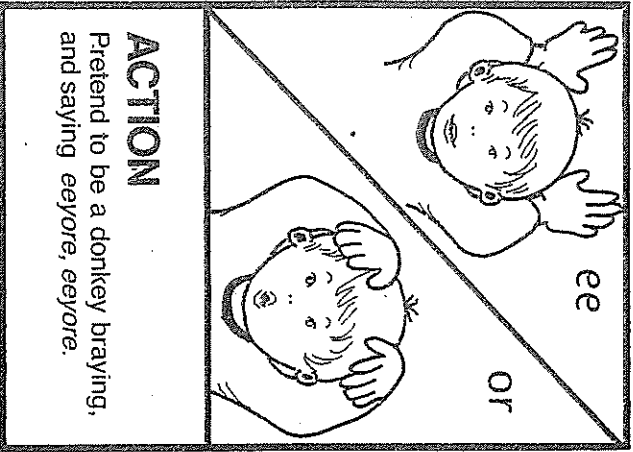


5213

ee 26/3

or

long e and the 'or' sound




bee fork

see short

sheep torch

feet corn

tree storm



ee ee ee ee ee


or or or or or

2913

3013

Z

Z



zebra


buzz

zoo

zip

fizzy

Draw the letters dotted here:



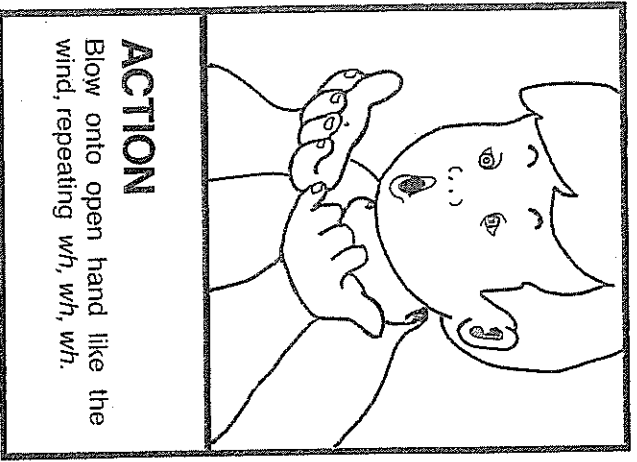
Z



30/3

WVW

3113



ACTION
Blow onto open hand like the
wind, repeating wh, wh, wh.

wind

wet

west

windmill

swift

Draw the
letters
dotted here:




W



313

ng



strong

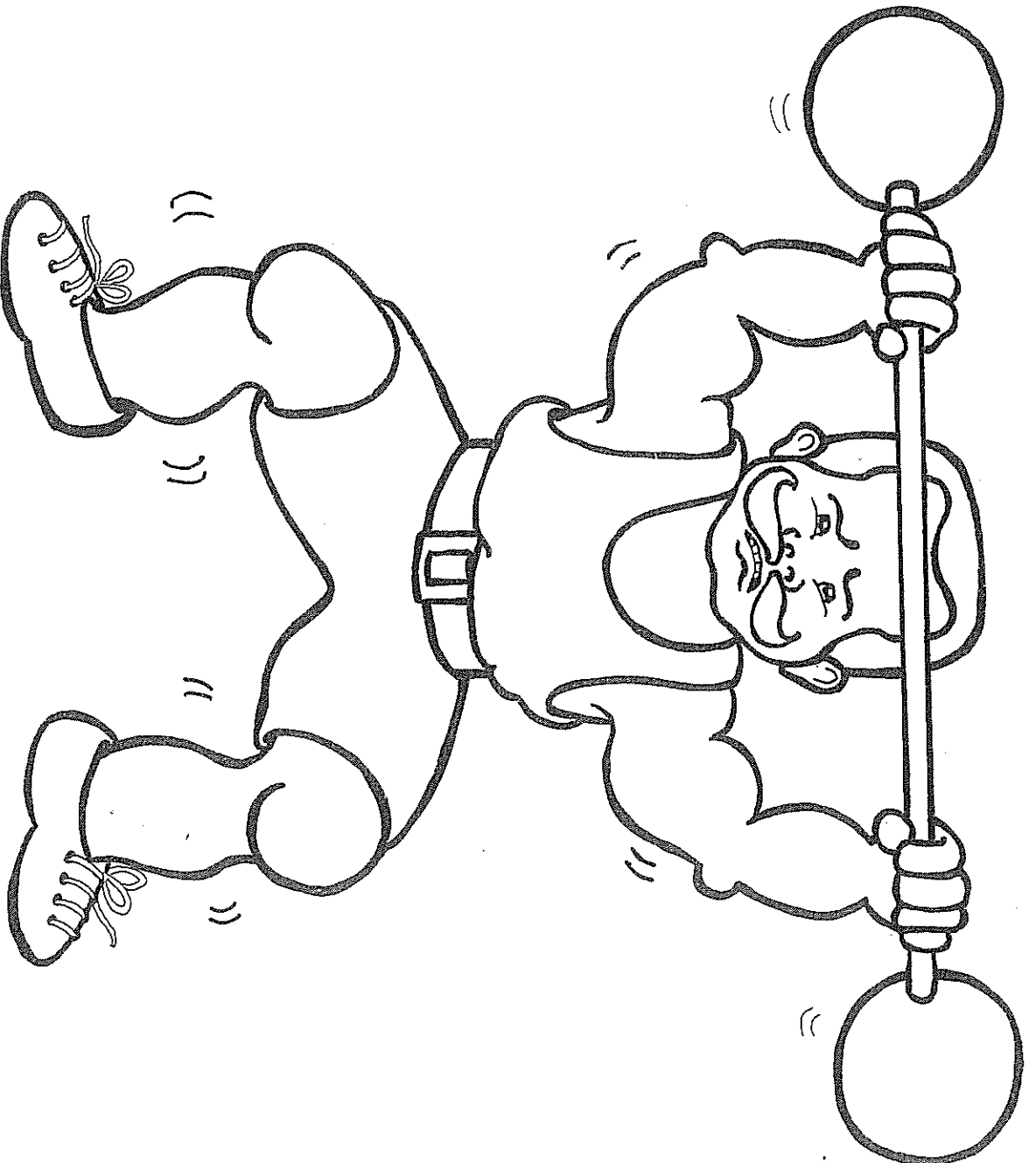
ring

song

string

bang

Draw the letters dotted here:

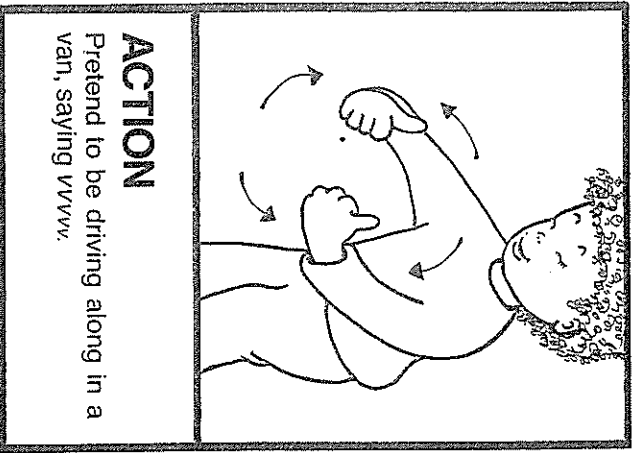


ng

ng ng ng ng ng



V V



van


vest

vet

very

drive

Draw the letters dotted here:




V



5
7



oo oo 6/4



Little and long oo

oo →

ACTION


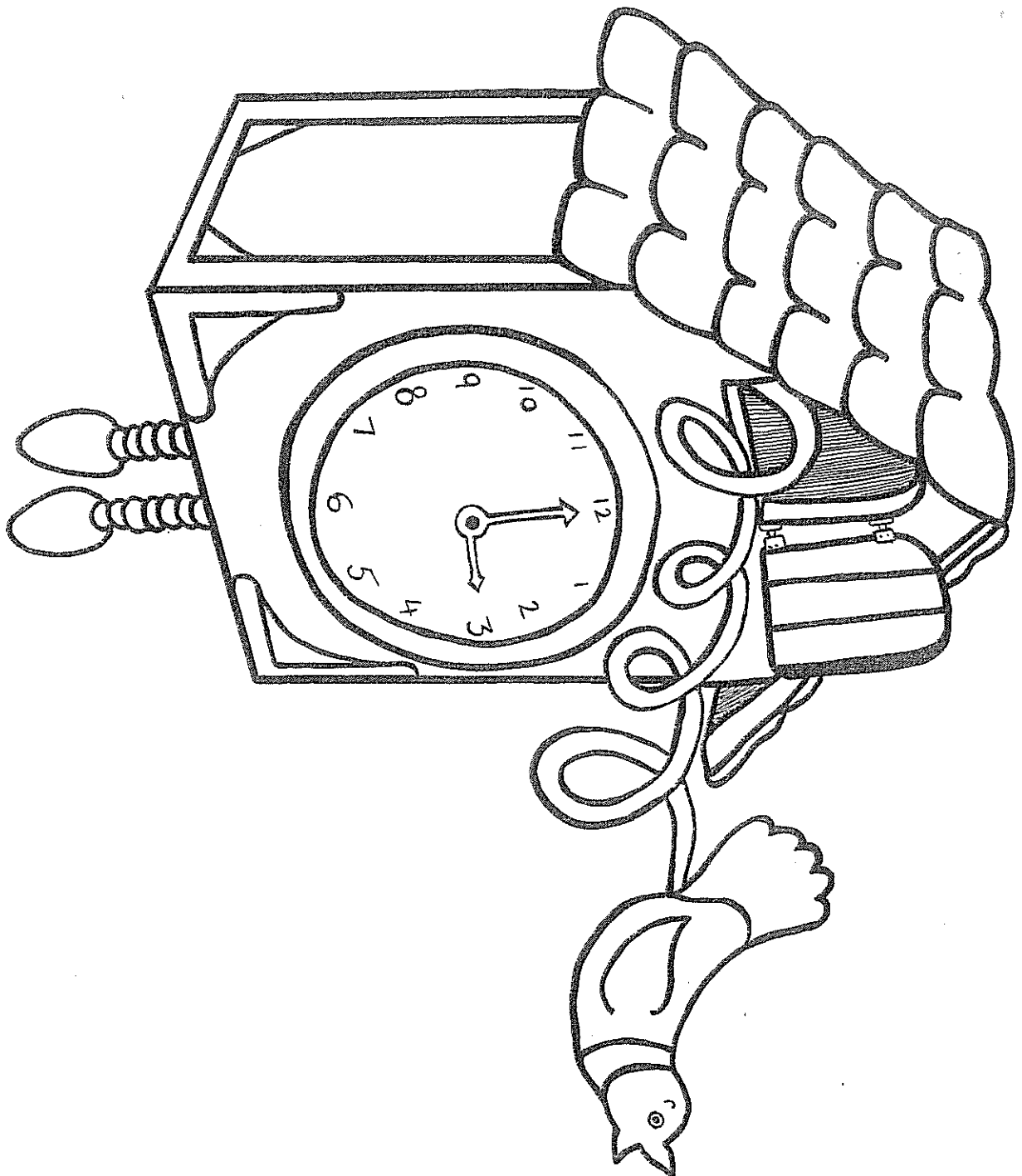
Imagine being the cuckoo in a cuckoo clock, jutting head forward and back, saying the call of the cuckoo: u, oo; u, oo.

cook coo

book moon

look soon

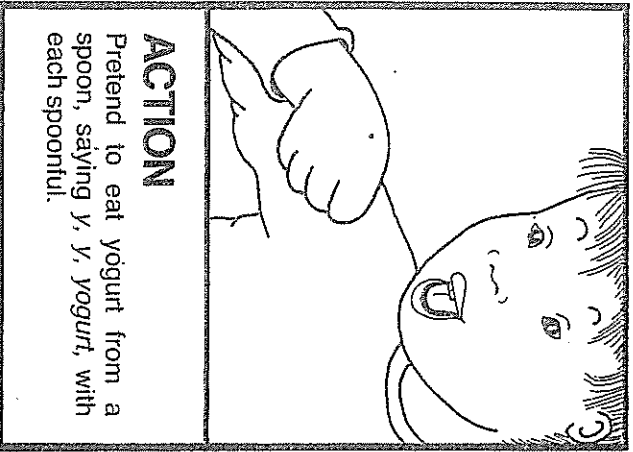
hook shoot



0/4

Y

y



yogurt

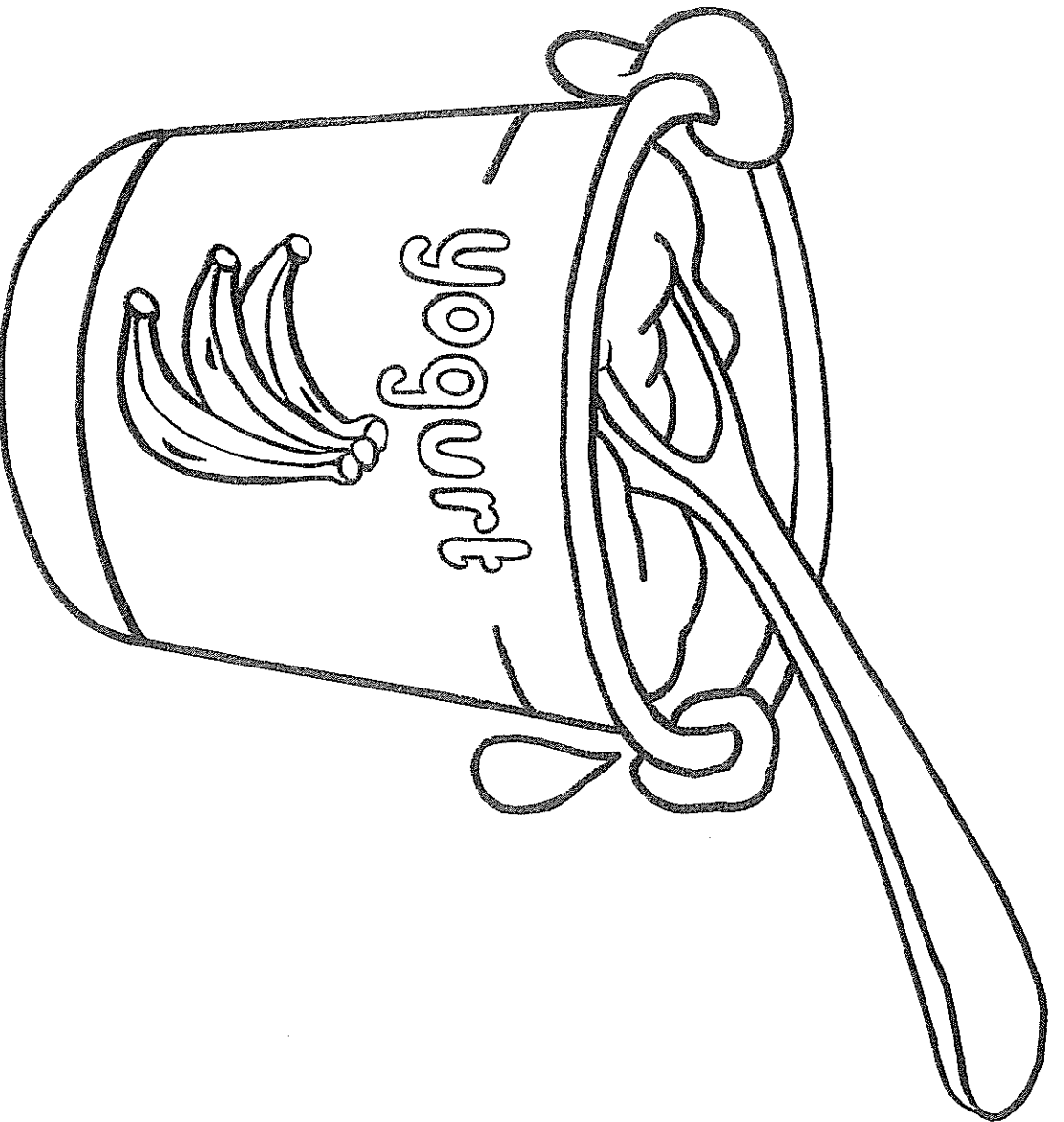
yellow

yo-yo


yes

yard

Draw the letters dotted here:



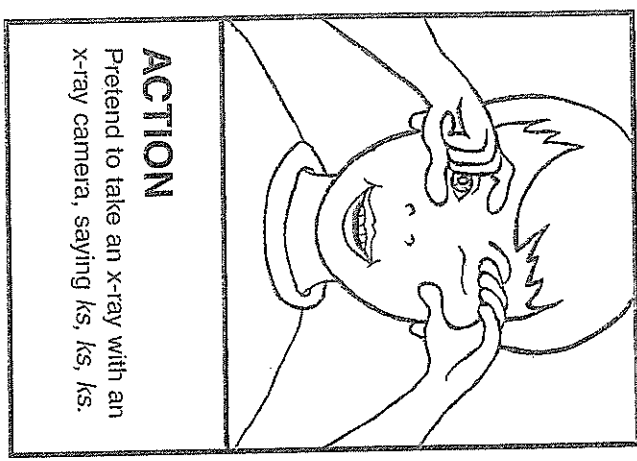
y



7/14

8/4

X X



x-ray

fox

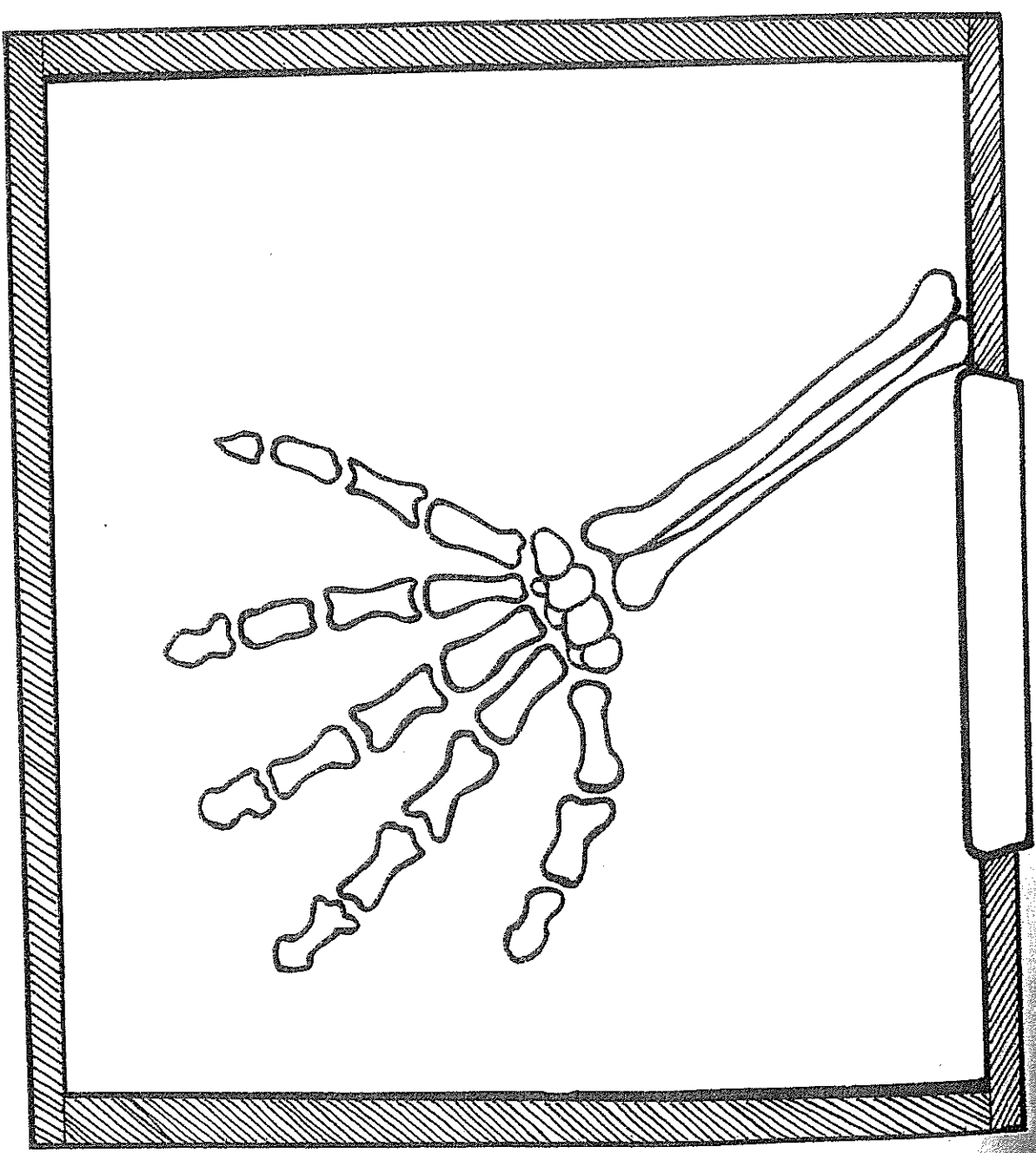
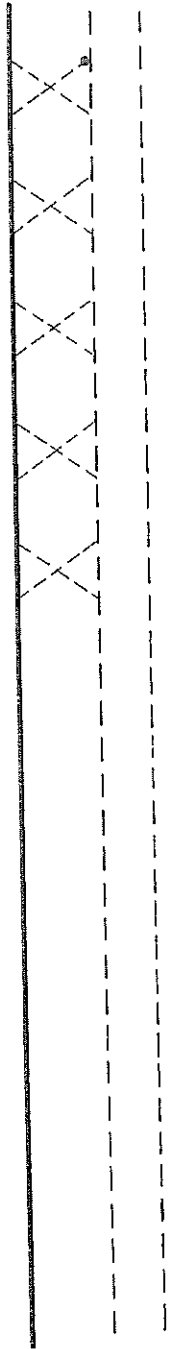
six

box

mix

Draw the letters dotted here:

X



817