








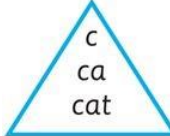









**INSTRUCTIONS:** Each day, choose one activity from the grid to practice your sight words.

Your sight words are: is, the, and, a, for, on, I, am, went, to, this, can, we, are, like, my, in, see, look, here, come, said

<p><b>Handwriting Heroes</b> Write out your sight words words using your neatest handwriting.</p> 	<p><b>Magazine Words</b> Use magazines or newspapers to cut out the letters you need to spell your sight words. Stick them into your book.</p> 	<p><b>Colourful Words</b> Write each of your sight words in different colours in your book.</p> 	<p><b>Rainbow Words</b> Write each of your sight words in your book using a different colour for each letter.</p> 	<p><b>Rhyming Words</b> Write as many words as you can that rhyme with some of your sight words. You could even make a simple poem using the rhyming words.</p> 	<p><b>Red and Blue Words</b> Write your sight words in your book. Write the vowels (a e i o u) in red and the consonants (all other letters) in blue.</p> 
<p><b>You're a Poet</b> Write an acrostic poem about one or more of your spelling words.</p> 	<p><b>Building Blocks</b> Draw letter boxes for your spelling words. Box the shape of short, tall and tail letters and write the words in your boxes.</p> 	<p><b>Wacky Words</b> Write your spelling words in different directions, filling up the page. Use different colours and fonts.</p> 	<p><b>Alphabetical Order</b> Write your words in alphabetical order – starting from A through to Z.</p>	<p><b>Pyramids</b> Use your words to make spelling pyramids by adding one letter each time.</p> 	<p><b>Left and Right</b> Write your sight words once with your left hand and once with your right hand.</p> 
<p><b>Spelling Stairs</b> Write each sight word a letter at a time to make it look like a stairs.</p> 	<p><b>Upper and Lower</b> Write your sight words in uppercase and then in lower case.</p> 	<p><b>Across and Down</b> Write your spelling words across and then downwards.</p> 	<p><b>Finding Words</b> Create your own word search using all the words on your sight word list.</p> 	<p><b>Type 'Em'</b> Type your sight words and make each word a different font.</p> 	<p><b>Tongue Twisters</b> Write a tongue twister for each of your sight words.</p> 
<p><b>Say It</b> Say your sight words one at a time in a sentence. Write one of your sentences.</p>	<p><b>Flash Writing</b> In the dark, use a torch to write your sight words on the wall.</p>	<p><b>Story Time</b> Write a story using as many words as you can. Underline each of your spelling words.</p>	<p><b>Water Writing</b> Use a paintbrush and a cup of water to write your sight words on the driveway or footpath outside.</p>	<p><b>Rap It</b> Write a rap using as many of your sight words as possible.</p>	<p><b>Several Sentences</b> Use as many of your sight words as you can in sentences. Ensure they make sense and you underline the spelling word.</p>

